

CARRIERPU

Warning: Just scanning the MyPO barcode and entering "YES" for shipment acceptance will not give you proper credit in RRECS for CARRIERPU activities.

Use CARRIERPU when performing a carrier pickup or accepting a prepaid parcel over 2 lbs. Enter the total number of parcels / containers picked up. Up to 5 parcels may be scanned accepted under Hot Key "O" for prepaid acceptance scan. If a Manifest Form 5630 / MYPO pickup form is present or directed to scan all items "accepted", scan the barcode(s) using "Prepaid Acceptance" from the "On Street" menu.

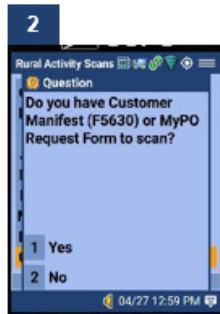
HOT-KEY

O CARRIERPU

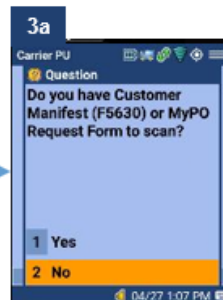
1. Select **CARRIERPU** scan



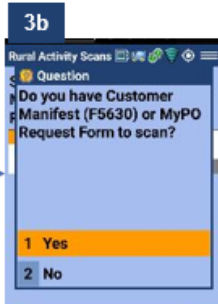
After selecting option R.Rural Activity Scans on a main menu, select option O. CARRIERPU, Enter



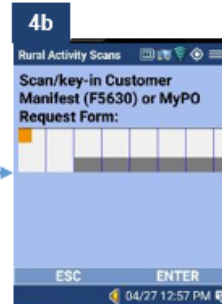
Rural Activity Scans screen shows with question to scan Customer Manifest or MyPO Form



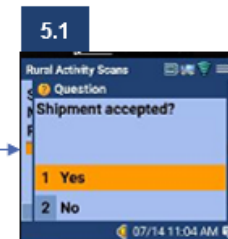
If none of the forms available, select 2.No and proceed without scanning



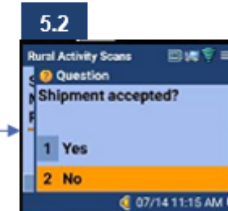
If any of these forms available, select 1.Yes



Scan/key-in F5630 or MyPO Form screen appears for scanning



Shipment Entry accepted question pops up, select 1.Yes



Shipment Entry accepted question pops up, select 2. No



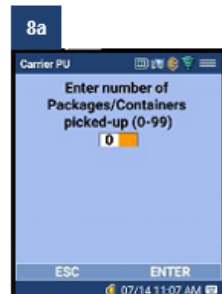
CarrierPU screen with number for picked up pkgs up to 99 displayed



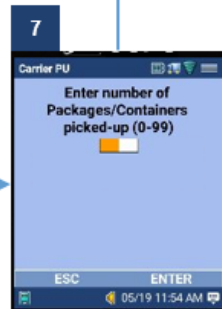
Information recorded

If PS 5630 won't scan, escape and enter "no"..


CARRIERPU



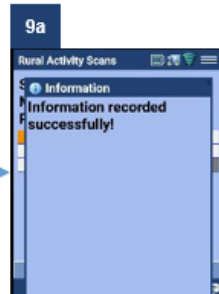
If zero packages available for pick up, type '0' and Press Enter



CarrierPU screen with number for picked up pkgs up to 99 displayed



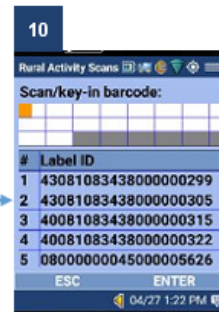
Type number of picked up pkgs (allowed from 0 to 99) Press Enter



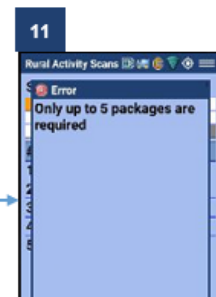
Information recorded




Laser for Continuous Scanning autoactivated



Scanned pkgs for pick up listed



When the 6th pkg scanned, an error message pops up.



Information recorded



Device goes back to Scan Barcode screen

NOTE

Tips

- 11 If you attempt to scan a 6th package, an **Error screen** will pop up. **Maximum of 5 packages** can be scanned.
- 13 If the **Scan Barcode** option from the main menu is used to scan a CARRIERPU barcode, an Error message about an invalid barcode will pop up.
- + If no action is taken in roughly 50 seconds, a warning message will pop up.

Please note: If items are received in a container, enter 1 for each container unless instructed by management to open container and scan each individual item.