

RRS CarrierPU Enhancement

Background (Rural Carriers Only)

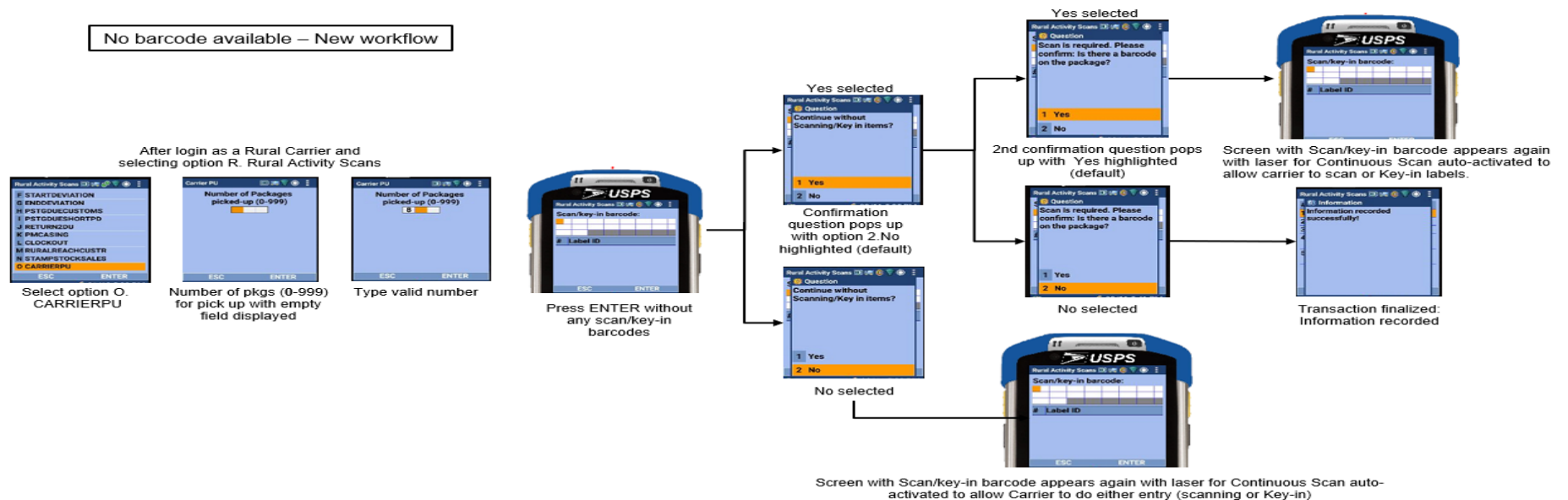
Rural Carriers have at times arrived at CARRIERPU locations only to discover the packages are not ready for pickup. In addition, there are times when a Carrier is to pick up a package, but no barcode is available on the package for scanning or barcodes on the packages are not scannable. In those cases, the rural carries cannot complete the CARRIERPU activity as currently the scanner does not allow zero entry of the package count and barcode must be scanned during the process. The CARRIERPU workflow shall be updated to address those special scenarios.

Changes on MDD

The Rural Activity Scans CARRIERPU feature has been updated to allow Carriers to enter the number zero when no packages are ready at a customer location for pickup.

When no barcode is available on the packages, the application will allow the Carrier to complete CARRIERPU activity without scanning the packages.


When the barcodes on the packages are not scannable, the application will allow carrier to key in the package labels.



New Screens for Package Count Entry and Package Scan




After login as Rural Carrier and selecting R. Rural Activity Soans, select option O. CARRIERPU



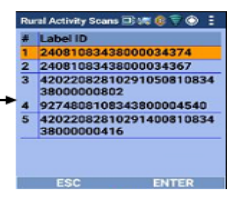
Number of pkgs (0-999) for pick up with empty field displayed



Type valid number



Screen with Scan/key-in barcode appears with laser for Continuous Scan auto-activated to allow Carrier to do either entry (scanning or Key-in, if barcode is not scannable)



Scan over 5 pkgs Press Enter to complete pick up



Info recorded



Device goes back to On Street menu